




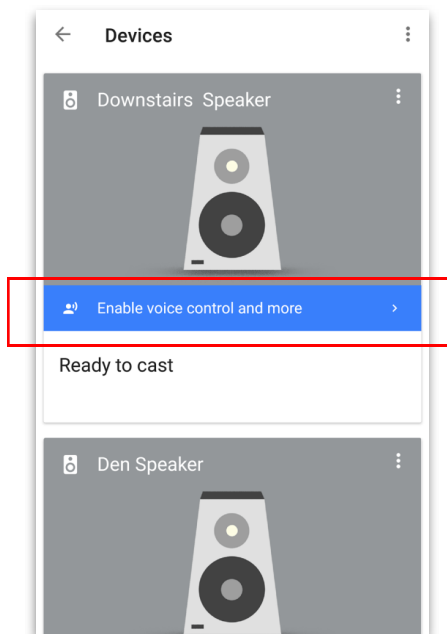
VSSL is even better with Google Home

Thank you for your A.6 purchase! See the steps below to set up Google Home with VSSL. When you are done, you can just say ‘Ok Google, play music” and the music will play on your VSSL A.6 zone. Enjoy your Google Home Mini on us!

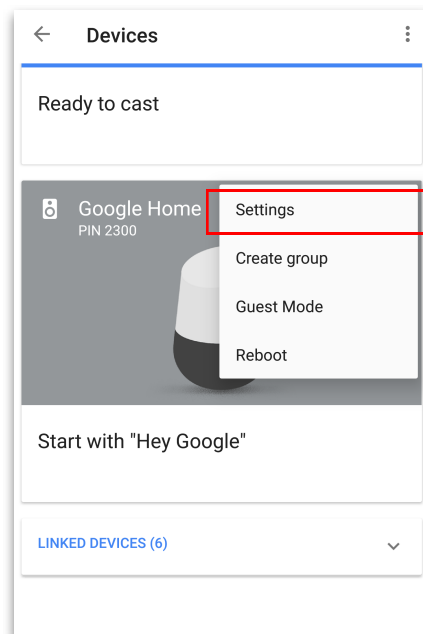
Set up

Download the Google Home app and follow the instructions to set up Google Home. After initial setup, follow the screens to tie the Google Home Mini to a VSSL zone.

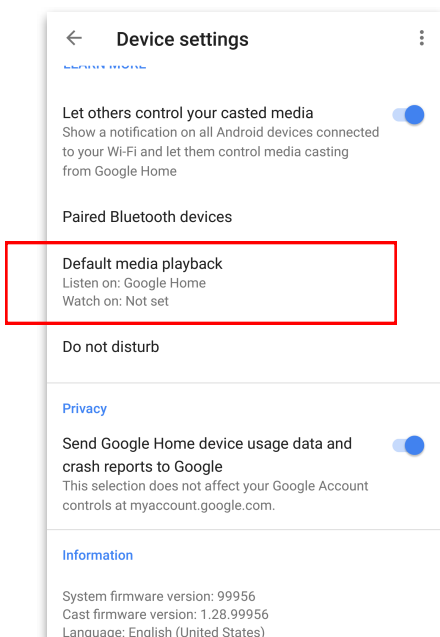
Go to the **Device list screen** in the Google Home app. 



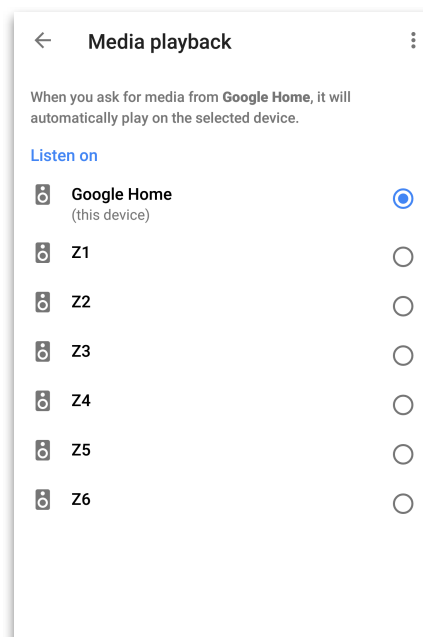
1 - Enable voice control for all zones



2 - Find the Google Home Mini and select settings.



3 - Scroll down the settings page and select “Default media playback”



4 - Select the zone the that the Mini is installed.

Note: your screen should show your actual room names.