



**Safety Technology
International**

Wireless Outdoor PIR Motion Detector

Model STI-34752



*Program sensor
before installation*

Description

STI-34752 is a high grade professional motion sensor engineered with the world's best components and materials. Special Dual-Frequency infrared (DFIR™) opto-electronics provide the highest level of false alarm immunity available in a passive infrared motion sensor. The principal of DFIR is simple. A moving object produces two signal frequencies. White light, electromagnetic interference, hot air - stationary changing-temperature objects and other typical false alarm sources produce only one signal frequency. Thus, by rejecting one-frequency signals, the STI-34752 rejects false alarms. The STI-34752 features one six-element DFIR detection system.

Features

- 33 ft/10M range and 90° field of view (45° to each side).
- Mountable on flat-wall or 45 degree corner.
- Cover tamper.
- Strong, reliable RF signal.
- 6-8 year battery life of CR123A battery.
- Low battery indication.

We protect the things that protect you.®

Sensor Initialization

After a 30 second warm-up, the STI-34752 sensor is fully operational. During warm-up, the LED flashes. After warm-up, the sensor starts a three minute walk test mode.

Walk Test LED

1. LED lights for 3 minutes when motion sensed (only during walk test).
2. Wireless transmissions are sent for each detection (walk test can be used for receiver test as well).
3. Motion stops (locks out) sensing for 20 seconds after LED flashes.
4. When complete, replace sensor base by snapping back onto unit.

NOTE: The STI-34752 should be walk tested once per year.

Alarm Processing

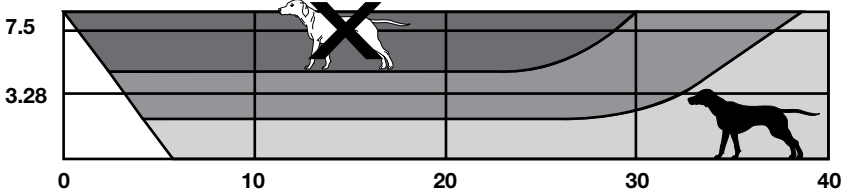
STI-34752 alarm processing is designed for extreme false alarm rejection. The processing is a quantum leap above standard PIR motion sensors that simply count signal events. The fields of view are set up so moving objects produce two detector signals of different frequencies, while non-moving false alarm sources produce two detector signals of the same frequency.

Pet Immunity

STI-34752 is designed to allow the presence of pets (100 lbs/45 kg or lighter) without signaling an alarm. It includes a special micro-element lens array that produces much stronger optical signals for humans than for pets 100 lbs/45 kg or lighter. The optical sensitivity of each STI-34752 is factory calibrated to ensure accurate discrimination between humans and pets.

NOTE: Some pets (especially larger ones with very short hair), even if lighter than 100 lbs/45 kg, may produce enough infrared radiation to cause alarms. STI-34752 users are strongly advised to test the sensor with their own pets, in order to verify that the STI-34752 will not signal an alarm when their pets are moving within its fields of view.

The diagram below shows the STI-34752 zones of greatest human/pet discrimination. The STI-34752 should be mounted so pets will occupy only the lighter-colored spaces.



Operation

1. **Motion stops (locks out) transmitting wireless sensor alarms for 3 minutes after sending an alarm transmission.** This is to conserve battery life.
2. Walk Test LED does not activate in normal operating mode, only works during walk test.
3. Tamper: when cover is opened.
4. Supervisory: every hour.

Programming Instructions

1. Remove base by releasing the snap closure located at the bottom center.
2. Put receiver in program mode (refer to receiver instructions for programming).
3. Remove battery cover and Mylar tab. Unit should immediately program in receiver. If not, press the tamper switch. Snap battery cover back in place.

Mounting Instructions

1. Remove the screw knockouts on sensor base for mounting.
2. Mount at 7.5 ft (ideal height) with provided screws and optional anchors.
3. Snap unit back onto sensor base. Unit immediately goes into 3 minute walk test. To reset walk test, remove cover and reattach.

NOTES:

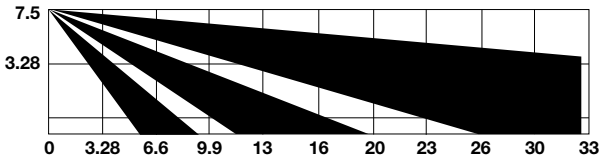
- Clear line of sight from sensor to monitored area, glass will blocks sensor's view.
- Wall temperature similar to walls/floor of monitored area
- Sensor aimed away from windows and reflected sunlight
- Sensor aimed away from heaters or heater/cooler outlets
- Sensor aimed so intruder path crosses three views.

Specifications

Mounting Hardware:	#6 screw
Mounting Height:	7.5 ft. (ideal height)
Replacement battery:	CR123A 1500mAH
Temperature range:	-40° to 131°F (-40° to 55°C)
White light immunity:	25000 lux
RF Immunity	50 V/m 10-1000 MHz; 20 V/m 1-2 GHz
Housing dimensions:	4.4 x 2.4 x 2" (H x W x D)
Tamper Switch:	Form A (NC). 50 mA at 30 VDC

Range: 33 ft./10M in sensor-facing direction

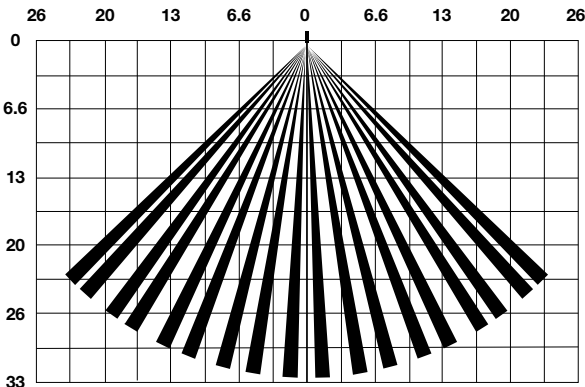
Sensor Optical View Pattern (side view, in feet)



Optical Fields-of-View

Long-range	Mid-range	Short-range	Look-down
88°	30°	18°	8°

Sensor Optical View Pattern (top view, in feet)



Warranty Information

Safety Technology International, Inc. warrants to the original consumer/purchaser that this product shall be free of defects in material and workmanship under normal use and circumstances for a period of one (1) year from the original date of purchase.

Electronic warranty form at www.sti-usa.com/wc14.

Important Notice

This device complies with Industry Canada license-exempt RSS standard(s). Operation is subject to the following two conditions: (1) this device may not cause interference, and (2) this device must accept any interference, including interference that may cause undesired operation of the device.

Le présent appareil est conforme aux CNR d'Industrie Canada applicables aux appareils radio exempts de licence. L'exploitation est autorisée aux deux conditions suivantes : (1) l'appareil ne doit pas produire de brouillage, et (2) l'utilisateur de l'appareil doit accepter tout brouillage radioélectrique subi, même si le brouillage est susceptible d'en compromettre le fonctionnement.

Model: STI-34752

FCC ID: TXL34752

IC: 6335A-34752

Changes or modifications not expressly approved by Safety Technology International, Inc. could void the user's authority to operate the equipment.

Technical Support

Contact STI at 800-888-4784.

Additional Wireless Alert Series Products

STI-34098	Single Channel Slave Receiver	STI-6200WIR	Wireless Fire Extinguisher Theft Stopper
STI-V34104	4-Channel Voice Receiver	STI-6200WIR4	Wireless Fire Extinguisher Theft Stopper w/Receiver
STI-34108	8-Channel Receiver	STI-6400WIR	Wireless Exit Stopper Door Alarm
STI-34188	8-Zone Relay Board	STI-6400WIR4	Wireless Exit Stopper Door Alarm with Receiver
STI-34101	Solar Powered Driveway Monitor Sensor	STI-6517A	Wireless Stopper Station Shield with Sound
STI-34151	Battery Powered Driveway Monitor Sensor	STI-6517B	Wireless Stopper Station Shield with Sound and Transmitter
STI-34201	Wireless Mail Alert Sensor		Stopper Station Shield with Wireless Transmitter
STI-34301	Wireless Garage Sentry Sensor	STI-6517C	Wireless Stopper Station Shield with Button Sound and Transmitter
STI-34401	Wireless Universal Alert Sensor	STI-6517D	Extended Antenna
STI-34501	Wireless Door Entry Alert® Sensor	STI-30105	Volitamax 12VDC (500mA) Power Supply
STI-34601	Wireless Doorbell Button	STI-34105	Keyfob
STI-34701	Indoor Wireless PIR	STI-34106	Repeater
STI-34752	Outdoor Wireless PIR	STI-34109	



Safety Technology International

2306 Airport Rd • Waterford, MI 48327, USA
Phone: 248-673-9898 • Fax: 248-673-1246
info@sti-usa.com • www.sti-usa.com

Safety Technology International Ltd

Taylor House • 34 Sherwood Road • Bromsgrove
Worcestershire • B60 3DR • England • Tel: +44 (0)1527 520 999
Fax: +44 (0)1527 501 999 • info@sti-emea.com • www.sti-emea.com