

**Somfy Systems, Inc.**  
**North America Headquarters**  
121 Herrod Blvd  
Dayton, NJ 08810  
(P) 800 22 SOMFY  
(P) 609 395 1300  
(F) 609 395 1776

**Florida**  
6100 Broken Sound Pkwy  
Northwest Suite 14  
Boca Raton, FL 33487  
(P) 877 227 6639  
(P) 561 995 8376  
(F) 561 995 7502

**California**  
15291 Barranca Pkwy  
Irvine, CA 92618  
(P) 877 727 6639  
(F) 949 727 3775

**Somfy Ulc**  
**Somfy Canada**  
6315 Shawson Drive Unit 1  
Mississauga, Ontario L5T1J2  
(P) 800 667 6639  
(P) 905 564 6446  
(F) 905 564 2679

**somfy.**

## A modern aesthetic quality

The clear and functional design provides a high-quality image with exceptional ease of use.


### ■ Comfort

- > Soft, rounded shape that's comfortable to hold.
- > Large screen for improved visibility.
- > Ergonomically-designed buttons.
- > Discreet wall clip.



### ■ Harmony

A choice of two finishes to match any décor.



### ■ Silver

A subtle tone that blends seamlessly with all interiors.



### ■ Pure

A modern look for sophisticated styles.

## The ultimate benefits



Exclusive to Somfy



### ■ The "my" button

Use this button to set your favorite position for an individual motorized application or a group of motorized applications and access it instantly!



Example: Program the motorized horizontal blinds to a favorite position of halfway open. Whenever you want to open them halfway, simply press the "my" button.

### ■ Convenient

- > Open or close hard-to-reach window coverings individually or as a group without having to interrupt your activity.



### ■ Effortless

- > Enjoy a sun-drenched morning by simply opening all the motorized blinds while preparing for the day. When the sun's strength gets too strong, just close the motorized blinds ... all with the press of a button!



# Telis 16 RTS

Centralized control  
really simple!

HOME MOTION BY  
**somfy.**



## Telis 16 RTS

The convenience of central control is now available.

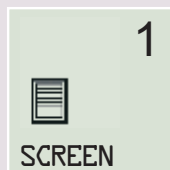
The new Telis 16 RTS hand-held remote control has 16 channels and can control all motorized applications, including: interior window coverings, exterior screens, patio awnings and rolling shutters. 16 channels can be used to control 16 individual motorized applications or 16 groups of motorized applications.



## Clear design elements

The on-screen display makes it easy to program and navigate through settings. You can assign each channel a name, icon and/or number.

### What does it look like?




*E.g, The motorized screen in the office*



*E.g, All the motorized applications in the kitchen*



*E.g, The motorized awning on the patio*



*E.g, All the motorized applications in the house*



### Features

- Signal indicator
- On-screen LCD display
- Channel number
- Product icon(s) (optional)
- Low battery alert
- Product name (up to 8 characters : 7 letters + 1 number)
- Set button
- Channel navigation keys
- Up button
- Favorite position "my" button
- Down button

## Easier programming

- **Easy to use:**
  - > Operate multiple channels from the same hand-held remote.
  - > Create groups that make sense for your life such as assigning all motorized products in the same room to one channel so that they always raise and lower together.
  - > Or control separate motorized applications individually, such as assigning your motorized awning to one channel and assigning your motorized drapery to a separate channel.

## Greater personalization


Once a channel is assigned, you can view and name the channel with a few simple button presses.

## How does it work?

- A choice of three icons is available to visually represent the product(s) assigned to that channel. Choose none, one, or any combination of the three, the choice is yours!



*Roller shutters or shades*

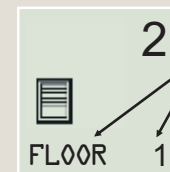


*Roller shutters or skylight blinds*



*Patio awnings*

- If you want to you can name each group. The name can be up to 7 letters and 1 number.



*8 characters:  
7 letters + 1 number  
from 0 to 9 to help  
you identify each  
group easily*

For additional information please contact Somfy at 1-877-43SOMFY or visit: [www.somfysystems.com/telis16](http://www.somfysystems.com/telis16)