

NUVŌ®



NV-RIPS Remote NuVoDock™ for iPod Installation Guide

NuVo Technologies
2395 Arbor Tech Dr., Hebron, KY 41048
859-817-7200
www.nuvotechnologies.com

Specifications

Frequency Response (20Hz - 20kHz)	0.25dB @ 300 ft. CAT5
THD	.015% 20Hz - 20kHz
Signal to Noise	>87dB @ 300 ft. CAT5
Power Supply	12V/5W DC 100-240VAC
Network	NuVoNet
iPod Dock Dimensions	3 1/4" W x 2 1/2" D x 2 1/4" H 81.3mm x 63.5mm x 57.2mm
iPod Dock Weight	.4 lbs (.18 kg)
NV-RIPR-DC Dimensions	1 13/16" W x 1 3/8" D x 4 5/8" H 45.7mm x 33.02mm x 118.11mm
NV-RIPR-DC Weight	.15 lbs (.068 kg)
NV-RJ45P-DC Dimensions	1 13/16" W x 1 3/8" D x 4 5/8" H 45.7mm x 33.02mm x 118.11mm
NV-RJ45P-DC Weight	.15 lbs (.068 kg)
Shipping Dimensions	8" W x 5 3/8" D x 8 5/8" H 205mm x 135mm x 220mm
Shipping Weight	2.0 lbs (.90 kg)

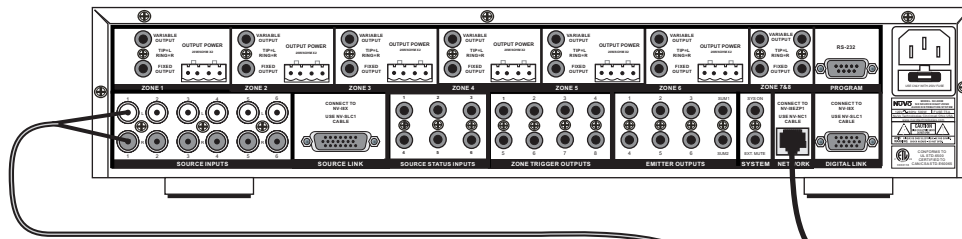
Package Contents

1 NV-RIPD	Remote iPod Dock for Concerto NV-I8GMS
1 NV-RIPR-DC	Decora Remote iPod Receiver for Concerto NV-I8GMS
1 NV-RJ45P-DC	Decora RJ45 Connection Plate
1 NV-PSW12A	Universal Power Supply including USA, UK, EU, AU adaptors
1 NV-NC10W	CAT5 Cable, 10 foot, White
1 NV-NC3B	CAT5 Cable, 3 foot, Black
1 NV-CMR6B	3.5mm Mini to RCA Stereo Audio Cable, 6 foot, Black

Decora is a registered trademark of the Leviton Corporation

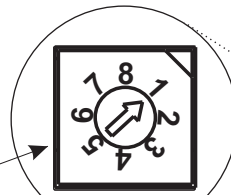
iPod is a registered trademark of Apple Computer, Inc.

NV-RIPS Remote NuVoDock™ for iPod

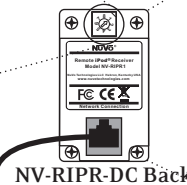


The included NV-CMR6B 3.5mm to RCA stereo audio cable provides audio to the Grand Concerto System as one of its six sources.

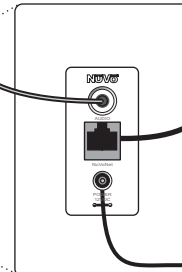
The source address rotary switch on the NV-RIPR-DC should be set to the appropriate source input number for the Grand Concerto installation. Once set, this will allow any iPod plugged into the system to be recognized as a NuVoNet source. This setting must be made with the power supply unplugged.



NV-RIPR-DC Detail

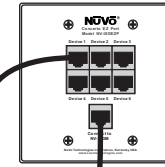


NV-RIPR-DC Back




NV-RIPR-DC Front

The NV-RIPR-DC should be mounted in the wall behind the Grand Concerto (near the NV-18GEZP).



NV-18GEZP

The included NV-NC3B cable connects the NV-RIPR-DC to the NV-18GEZP.



The NV-PSW12A power supply provides power for the system and recharges the iPod.

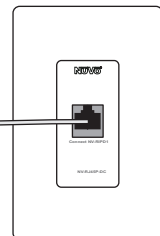


NV-RIPD

The NV-NC10W 10 foot white CAT5 cable is included with the package.

Newer iPods come with universal dock adaptors. If you do not have an adaptor, order the appropriate part # from Apple (store.apple.com).

The NV-RJ45P-DC is located in the wall near where the NV-RIPD NuVoDock is located.




NV-RJ45P-DC Front



NV-RJ45P-DC Back










Up to 300 feet of in-wall CAT5 connects the NV-RJ45P-DC to the NV-RIPR-DC.



Grand Concerto Control Pad

Each of the Grand Concerto's zone Control Pads are connected to the back of the Grand Concerto's EZ Port with CAT5 cable inside the wall. This allows the iPod to be controlled from any room in the house.

Supported iPod Models

Model	Universal Dock Adaptor (Apple Part #)	Min. iPod Firmware Version
 iPod mini 1st generation 4GB 6GB	#3 (MA121G/A)	1.4.1
 iPod 4th generation 20GB	#4 (MA119G/A)	3.1.1
 iPod 4th generation 40GB	#5 (MA120G/A)	3.1.1
 iPod 4th generation (color display) 20GB 30GB	#6 (MA122G/A)	1.2.1
 iPod 4th generation (color display) 40GB 60GB	#7 (MA123G/A)	1.2.1
 iPod nano 1st generation 1GB 2GB 4GB	#8 (MA124G/A)	1.3
 iPod 5th generation (video) 30GB	#9 (MA125G/A)	1.2.1
 iPod 5th generation (video) 60GB 80GB	#10 (MA126G/A)	1.2.1
 iPod nano 2nd generation (aluminum) 2GB 4GB 8GB	#11 (MA593G/A)	1.1.2

FCC Statement

Declaration of Conformity with FCC Rules for Electromagnetic Compatibility

We, NuVo Technologies, LLC, of 2395 Arbor Tech Dr., Hebron, KY 41048, declare under our sole responsibility that the product **NV-RIPS** has been tested and found to comply with the limits for a Class B digital device, pursuant to part 15 of the FCC Rules. These limits are designed to provide reasonable protection against harmful interference in a residential installation. This equipment generates, uses, and can radiate radio frequency energy and, if not installed and used in accordance with the instructions, may cause harmful interference to radio communications. However, there is no guarantee that interference or television reception, which can be determined by turning the equipment off and on, the user is encouraged to try to correct the interference by one or more of the following measures:

- Reorient or relocate the receiving antenna.
- Increase the separation between the equipment and receiver.
- Connect the equipment into an outlet on a circuit different from that to which the receiver is connected.
- Consult the dealer or an experienced radio/TV technician for help.

ICES

This Class B digital apparatus complies with Canadian ICES-003.

