

MDU TELEPHONE BOARDS
 Cat. Nos. 47609-F6, 47609-S4, 47609-S10
INSTALLATION INSTRUCTIONS

CARTES TÉLÉPHONIQUES D'ULM
 Nos de cat. 47609-F6, 47609-S4, 47609-S10

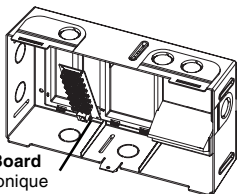
DIRECTIVES

TABLERO TELEFÓNICO MDU
 Nos. de Cat. 47609-F6, 47609-S4, 47609-S
INSTRUCCIONES DE INSTALACION

Snap telephone board into multi dwelling unit enclosure.

Enclencher la carte téléphonique dans l'enceinte de l'ULM.

Inserte el tablero de teléfono en la caja de unidades múltiples para casa.



Telephone Board
 Carte téléphonique
 Tablero telefónico

MDU Enclosure
 Refer to installation instructions
 for Cat. Nos. 47605-MDU,
 47604-F6, 47604-F6S.

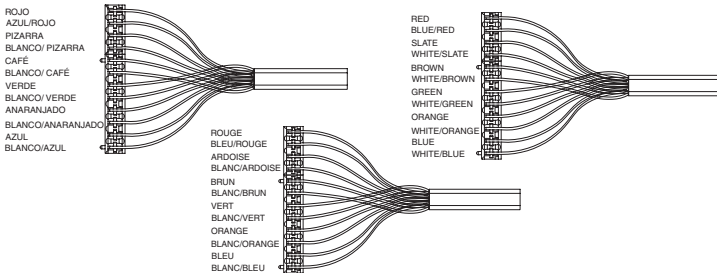
Enceinte de l'ULM, se reporter aux directives accompagnant les modèles 47605-MDU, 47604-F6, 47604-F6S.

Ver instrucciones de instalación para las Cajas MDU Nos. de Cat. 47605-MDU, 47604-F6, 47604-F6S

6-Pair IDC Wiring Diagram

Schéma de câblage – 6 paires « IDC »

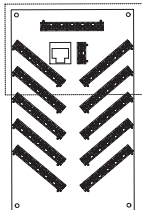
Diagrama de Cableado IDC de 6 pares



**Cat. No. 47609-S10 1 x 10 (6-LINE)
TELEPHONE SECURITY BOARD**

N° de cat. 47609-S10 CARTE DE
SÉCURITÉ TÉLÉPHONIQUE 1X10
(6 LIGNES)

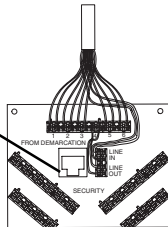
No. de Cat. 47609-S10 TABLERO DE
SEGURIDAD DE TELEFONO DE
1x10 (6-Líneas)



See Wiring Step
Voir L'interface Ci-contre
Ver pasos de cableado

**SECURITY WIRING STEP
INTERFACE DE CÂBLAGE
DE SÉCURITÉ
PANEL DE SEGURIDAD**

To Security Panel
Vers le Panneau du
Systems de Securite
Panel de Seguridad



**Must be connected for the selected
line to function**

Raccordement requis pour le
fonctionnement de la ligne choisie
*Debe estar conectada para que
funcione la línea seleccionada*

Cat. No. 47609-S4 1 x 4 (6-Line) BRIDGED TELEPHONE BOARD

N° de cat. 47609-S4 / CARTE TÉLÉPHONIQUE SHUNTÉE 1X4 (6 LIGNES)

No. de Cat. 47609-S4 TABLERO PUENTEADO DE TELEFONO DE
1x 4 (6-Líneas)



Cat. No. 47609-F6 1 x 6 BRIDGED TELEPHONE BOARD

N° de cat. 47609-F6 CARTE TÉLÉPHONIQUE SHUNTÉE 1X6

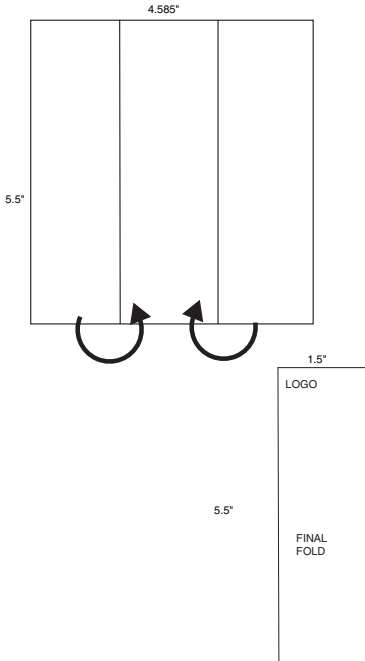
No. de Cat. 47609-F6 TABLERO PUENTEADO DE TELEFONO DE 1 x 6

To Expand Use 42400-8FG

Possibilité D'expansion en Utilisant
le N° 42400-8FG

Para expandir use el 42400-8FG





LEVITON INSTRUCTION SHEET/MANUAL SPECIFICATIONS

- Artwork No/Rev Level: DI-00X-47609-26A
- Color(s): Black over _____
 1. _____
 2. _____
 3. _____
 4. _____
- Font Families: Helvetica
- Material
Type: 50 Lb. offset
- Coating: _____
- Paper size:
Overall size: 4.585" x 5.5"
Final fold size: 1.5" x 5.5"

DOCUMENTATION

- ECO No.: N/A
- Artist: ilka Date: 1/26/04

The information in this document is the exclusive PROPRIETARY property of LEVITON MANUFACTURING COMPANY, INC. It is disclosed with the understanding that acceptance or review by the recipient constitutes an undertaking by the recipient, (1) to hold this information in strict confidence, and (2) not to disclose, duplicate, copy, modify, or use the information for any purpose other than that for which disclosed.

Copyright © 1997 Leviton Mfg. Co., Inc.
Unpublished. All Rights Reserved.