

Technical specifications

Working pressure	PN 10
Working temperature	+90°C max.
Reference standard	DIN EN 13828

Installation Guidelines

Please refer to the actual product standard and the related technical installation directives and practice valid in the country of use.

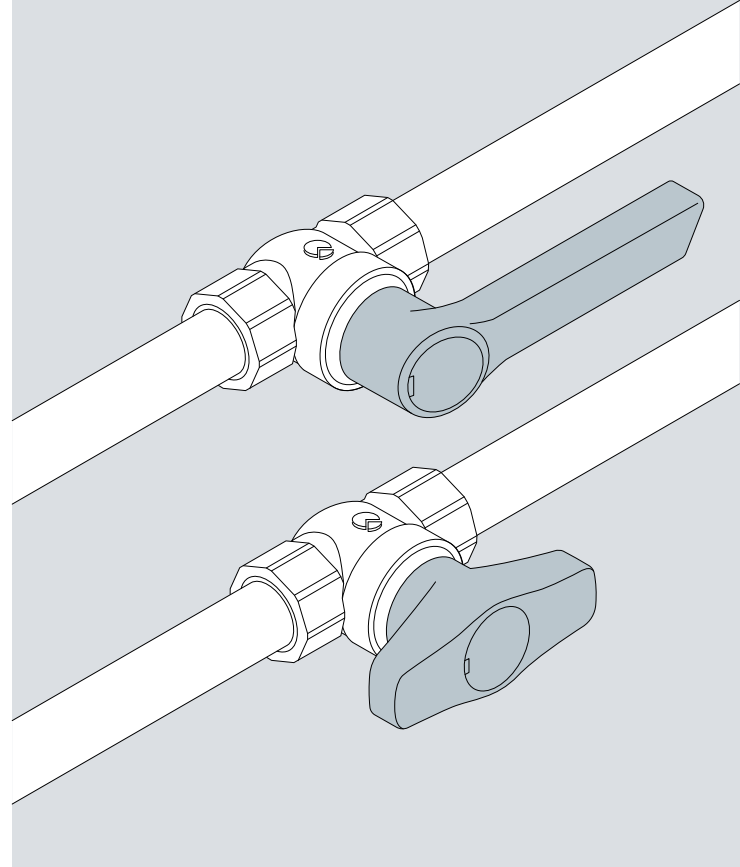
Notes

- The operating conditions such as temperature and pressure must be within the limits of the technical features of the product as indicated in the instructions.
- Do not install if there are the components or pipes are visibly cracked or scratched.

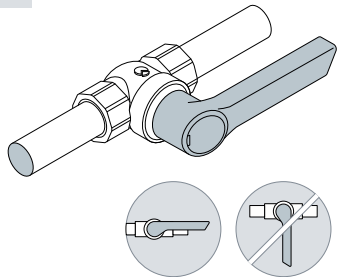
The manufacturer does not take responsibility for incorrect installation of this product.

ezlo

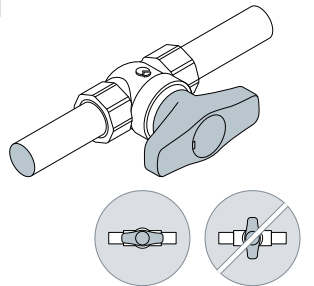
Ball Valve Installation



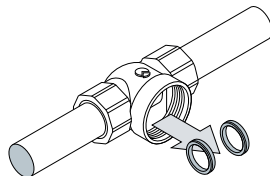
1a



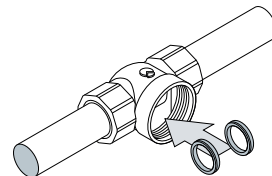
1b



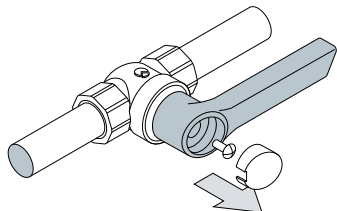
5



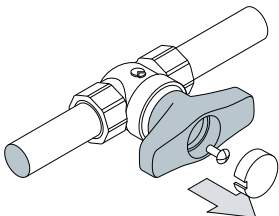
6



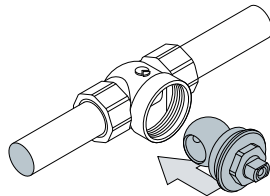
2a



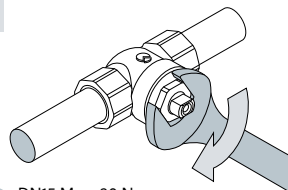
2b



7

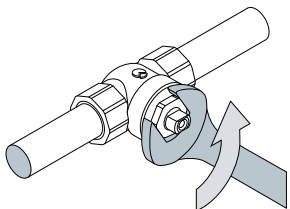


8

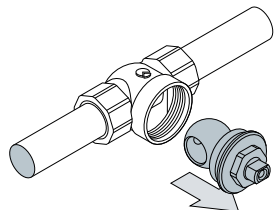


- ! DN15 Max. 30 Nm
 DN20 Max. 30 Nm
 DN25 Max. 30 Nm
 DN32 Max. 40 Nm
 DN40 Max. 40 Nm
 DN50 Max. 40 Nm

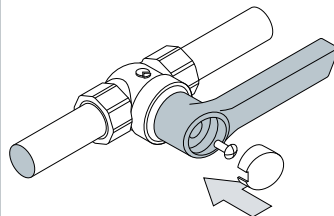
3



4



9a



9b

