

IMPORTANT NOTICE


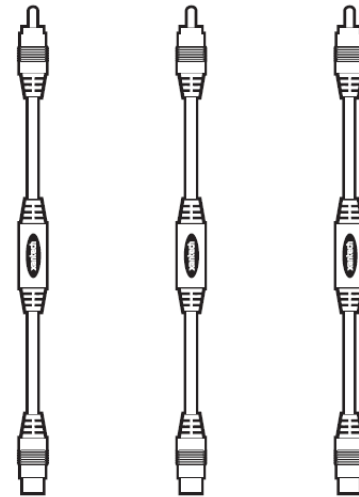
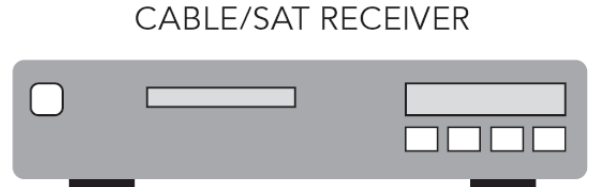
HD44 Series and HD88 Series

INTRODUCTION

In some installation scenarios, an audio/video source component (such as a cable box or DVD player) may fail to work properly with distribution products or even a display. The problem is often related to the source component's video outputs exhibiting too much DC offset voltage on the signal line. The result of poor DC offset voltage conditioning on the output often results in color problems such as color bleeding, picture clarity, definition, and stability issues.

VS100 DC BLOCKER

To resolve this issue, use a Xantech 'VS100' Video Stabilizer DC Blocker. The 'VS100' is placed in between the source component output and the input to the distribution product. Packaged in convenient inline dongles, the 'VS100' requires no additional cables or power connections. A 'VS100' DC Blocker set needs to be connected between each source component with a DC offset issue and its corresponding input on the HD88 or HD44.



VIDEO DISTRIBUTION

Xantech Corporation
13100 Telfair Avenue, 2/F
Sylmar, CA 91342

Installation Instructions, Blocker Notice, HD44/88
© 2008 Xantech Corporation, Document #08905208A

This document is copyright protected. No part of this manual may be copied or reproduced in any form without prior written consent from Xantech Corporation.

Xantech Corporation shall not be liable for operational, technical, or editorial errors/omissions made in this document.