

# Pre-Designed Systems

## FOR HOME AUTOMATION AND NETWORKING

The Home Controls Pre-Designed System takes the guess work out of what equipment you should buy to automate your home. When you order all of the products listed in each system, you will have what you need for a fully automated and integrated home.



**Home Controls**<sup>®</sup>  
Automation Products & Support

## HOW TO REVIEW THE PRE-DESIGNED SYSTEMS:

The system designs are arranged by category, such as lighting and appliance control or whole home audio distribution. You can order only the products in a single category if you wish, or you can order the products in all categories for a completely integrated residential automation system.

Each category is organized as a handy worksheet. It lists the products you need for each system with recommendations on how many you'll need of each product. Images and brief descriptions help guide you through the process.

The system categories include the exact products you will need for:

- Whole Home Wiring
- Trim Out Connectors for your Home Wiring
- Trim Out Wallplates for Voice/Video/Data Wiring
- Trim Out Wallplates for Entertainment Centers
- Home Theater Media Room & AV Components
- Data & Phone Network
- Whole House Distributed Audio
- Whole House Distributed Video
- Lighting & Appliance Control
- Automation & Security Control
- Telephones & Intercoms
- Standalone Intercom (with Music)
- Standalone Intercom (no Music)
- HVAC & Climate Control
- Whole House Vacuum System
- Energy and Water Saving Systems and Devices
- Miscellaneous Automation
- Installation Tool
- **NEW:** Energy and Water Saving Systems



## HOW TO ORDER YOUR PRE-DESIGNED SYSTEM:

**Step 1:** Print out the Pre-Designed System worksheets.

**Step 2:** Determine the exact products and quantity of each product you will need by filling out the worksheet with the number of rooms that pertain to each product. If you need any help with this, Home Controls Tech Support is available to help you at 800-266-8765 during business hours of 8:00am to 5:00pm PT on weekdays.

**Step 3:** Place your order by phone at 800-266-8765, or go to the Pre-Designed System category at homecontrols.com. In the online Pre-Design System section, each category includes the same parts on the worksheet, making it easier for you to order. Browse through each of the 18 categories and order the products you want, placing the quantity of products you would like in the shopping cart. Remember, this section contains ONLY products for this Pre-Designed System that are necessary for your system to work, plus a few optional items that will be designated on the worksheet.




**Step 4:** Home Controls ships products for your new automated home system to you!

# Whole Home Wiring

## FOR VOICE, VIDEO, DATA, CONTROL, SECURITY, CAMERAS & MUSIC

For new construction or remodel, it is recommended to install all of the wire on this page, even if you will not immediately be using all of it. For a retrofit, if you are pulling some type of wire to a location anyway, it will save later complications to pull the rest of the wire at the same time.





### COMPONENTS TO ORDER

<i>Home Run Bundled Media Cable to Each Room Wallplate Location</i>	AVG PER ROOM	NO. OF ROOMS	TOTAL NEEDED	PART NO.
 <p><b>Bundled Multi-Media Wire (2 RG6, 2 CAT5e), Jacketed</b></p> <p><i>Optional replacement of this item: Fiber Optic Cable (WR2R2C2FJ)</i></p>	75'			500' WR2R2CJ
 <p><b>14 Gauge, 4 Conductor Wire (for In-Wall/Ceiling Speakers)</b></p>	75'			500' WR144SP05 1,000' WR144SP10
<p><b>18 Gauge, 4 Conductor Wire (for window motors, door locks, valves, smokes, control)</b></p>	150'			500' WR184NSDJ05
<p><b>22 Gauge, 4 Conductor Wire (for Alarm Sensors)</b></p> <p><i>White recommended</i></p>	150'			1,000' WR224CSJ10
<p><b>CAT5e Wire (for control points, thermostats, keypad, touchscreens, volume control)</b></p> <p><i>Blue recommended</i></p>	150'			1,000' WRCAT5E10
<p><b>CAT5e Wire (for HDTV) – other colors</b></p>	100'			1,000' WRCAT5E10
 <p><b>RG59 with 18/2 Wire (for surveillance cameras)</b></p>	75'			500' WR182RG5905

## Trim Out Connectors for All Cables

These connectors will be applied to the ends of all installed wire in your home.

### COMPONENTS TO ORDER

	AVG PER ROOM	NO. OF ROOMS	TOTAL NEEDED	PART NO.
 <p><b>RJ 11 Telephone Connectors</b></p>	1			50 PACK PL100026
 <p><b>RJ 45 Data Connectors (Cat5e)</b></p>	1			50 PACK PL100003  100 PACK PL202003J
 <p><b>RG6 Quad Coax Connectors</b></p>	2			PL18001
 <p><b>RG59 BNC Connectors</b> <i>RCA also available</i></p>	1			PL18041

## Wall Plate Trim Out Kit

### FOR VOICE/VIDEO/DATA WIRING

These wallplates are where you terminate the Voice, Video and Data wires that home run to your Structured Wiring Enclosure. They create a network that enables you to access Internet, TV and Video signals and phone calls from any room in your home. They also allow you to share computer files, printers, scanners and other accessories from any room. Install one of these Wallplates in every room, including laundry room and kitchen, with two Wallplates in the Master Bedroom and Family Room for future flexibility.







#### COMPONENTS TO ORDER

	AVG PER ROOM	NO. OF ROOMS	TOTAL NEEDED	PART NO.
<b>Single Gang Wall Plate Trim Kit</b>	1			CVGKIT1C5
<b>RJ45 Insert (Cat5e)</b>	2			Included
<b>Coax Insert</b>	2			Included
<b>QuickPort Insert Label Package</b>	1			Included

## AV Trim Plates At Entertainment Center for HDTV Connection

These items will be installed behind your Home Theater System components to allow for professional connection of HDTV, coax, speaker, RJ45 data, RJ11 phone and more with multiple, customizable ports.

### COMPONENTS TO ORDER







<i>Home Run Bundled Media Cable and 2 Extra Cat5e Cables to this location</i>	AVG PER ROOM	NO. OF ROOMS	TOTAL NEEDED	PART NO.
 <p><b>Single Gang Wall Plate Trim Kit</b></p>	1			CVGKIT1C5
<p><b>RJ45 Insert (Cat5e)</b></p>	2			Included
<p><b>Coax Insert</b></p>	2			Included
<p><b>QuickPort Insert Label Package</b></p>	1			Included
 <p><b>Low Voltage Mud Ring, 2 Gang</b></p>	2			OEMR2
 <p><b>Home Entertainment Center Connection, 7.2</b> <i>White</i></p>	1 per system			CVCC272
 <p><b>HDMI Wall Plate with 3 RCA Jacks</b> <i>White, Ivory or Almond</i></p>	1 per system			SR126

## Home Theater Media Room & AV Components

Your home theater will be second to none with high quality Harmon Kardon 7.1 AV Receiver and audio/video source components, Preference high end in-wall speakers, the latest in touchscreen remotes and the ability to hide IR equipment behind solid wood doors for a clean and finished look. This is everything you will need except the Plasma or LCD TV Screen.

### COMPONENTS TO ORDER (this category is on 2 pages)

	AVG PER SYSTEM	NO. OF SYSTEMS	TOTAL NEEDED	PART NO.
 <b>Harman Kardon Hi-Definition 5 Disc DVD Player</b>	1			LVHKDVD38
 <b>Plasma/LCD Display Wall Mount</b>	1			CMMTMU
 <b>In Wall Speakers (Center, Front Left, Front Right)</b>	3			OEK5LCR
 <b>In Wall Surround Speakers, pair</b>	2			OEK802
<b>Rough-in Kits for In-wall speakers, pair</b>	4			OERIB82
 <b>Subwoofer, 12" Stand-Alone</b>	1			OQHT7124
<b>Speaker Backbox</b>	7			PPBBX1
<b>Monster Speaker Cable (100')</b>	1			WR10GMSP
<b>Speaker cable connectors (10 pack)</b>	2			ST250800
 <b>iPod Dock</b>	1			CVA0314D

 <p><b>IR Repeater Kit, 2 Gang</b></p>	1			CVIR5000
 <p><b>IR Emitter</b></p>	4			CVIR3001
 <p><b>Multi-outlet Power Conditioner Module</b></p>	1			TPAV2FP
 <p><b>Recess Entertainment Box Kit</b></p>	1			LV47617REB
 <p><b>AV Cables, 6'</b> <i>Available in different lengths</i></p>	6			ST254506IV
 <p><b>HDMI Cables, 6'</b> <i>Available in different lengths</i></p>	3			SR944Ex

## Data & Phone Network

All of your voice, video and data wires need to come from each room wall plate to your Structured Wire Enclosure. They are then terminated to the various communication modules listed below to form your whole home network so every room has access to every voice, video and data device in your home. It includes your own Wi-Fi system for wireless access from your laptop computer.

### COMPONENTS TO ORDER








	AVG PER SYSTEM	NO. OF SYSTEMS	TOTAL NEEDED	PART NO.
 <b>Structured Wire Modular Enclosure (42" with Hinged Cover recommended)</b>	2			OQEN4250
 <b>4 Port Network Router Switch</b>	1			OQDA1004
 <b>4x12 Telecom Distribution Module</b>	1			OQTM1475
 <b>5 Port Network Switch</b>	1			OQDA1002
 <b>Structured Wiring Panel Power Outlet</b>	1			OQ36456902
 <b>Internet Wireless Access Point (In-Ceiling Ceiling)</b> <i>In-Wall Version Also Available</i>	1			OQ36488701
<b>8 Port Network Interface Module</b>	1			OQ36348601
 <b>4-Outlet Power for Structured Wiring Enclosure</b>	1			TPAV550SC

## Whole House Distributed Audio

This system will enable you to listen to up to six sound sources (CD, FM Tuner, TV, Media Server, etc) in any of up to six different rooms (expandable to 8, 12 of 16 rooms). Each room has complete control to listen to different sound sources at the same time with beautiful room control pads with video displays to provide visual listening information. Naturally, it can also be integrated into your automation controller to become part of a scene, such as automatically turning on when you come home and turning off when you enable your Good Night scene.

Live the music lover's dream with high quality speakers and simple control of sound both indoors and out.

### COMPONENTS TO ORDER (this category is on 2 pages)

	AVG PER SYSTEM	NO. OF ROOMS	TOTAL NEEDED	PART NO.
<b>AUDIO DISTRIBUTION SYSTEM</b>				
 <b>NuVo Grand Concerto</b> <i>Includes 8 Zone, 6 Source Amplifier with 6 Keypads</i>	1			NVI8GMS
 <b>NuVo Expander</b> <i>Expands to 8 additional zones</i> <i>Includes 8 Zone, 6 Source Amplifier with 6 Keypads</i>	1			NVI8GXS
 <b>Color Touch Pad</b> <i>Optional</i>	1			NVCTP36
<b>EZ IR Learning Station</b> <i>Required to program Grand Concerto</i>	1			NVI8DLS
<b>SOURCE OPTIONS</b>				
 <b>Dual Radio Tuner</b> <i>AM/FM Weatherband and Sirius Tuner (requires Sirius Tuner)</i>	1			NVT2SIR
 <b>Music Port Server</b>	1			NVMPS4
 <b>NuVo Zone Amplifier</b> <i>For Zones 7 &amp; 8 and Zones 15 &amp; 16 (if needed)</i>	1			NVD2120 <b>OR</b> NVD460
 <b>iPod Interface, wired</b> <i>Wireless also available</i>	2			NVRIPS

SPEAKER SELECTION				
	<b>In Ceiling Speakers, 8" 2-Way, Pair</b> <i>One set for each indoor zone</i>	8		OEK825
	<b>In Wall Speakers, 8" 2-Way, Pair</b> <i>One set for each indoor zone</i>	8		OEK802
	<b>Outdoor Speakers, 5.25", Pair</b> <i>One set for an outdoor zone White or Black</i>	1		OEIO505
	<b>Speaker Rough-In Brackets</b> <i>One for each Ceiling Speaker</i>	16		OERIR8
	<b>InsuFlate Speaker Covers</b> <i>One for each Ceiling Speaker</i>	16		OEISF147
	<b>Speaker Rough-In Brackets</b> <i>One for each In-Wall Speaker</i>	16		OERIB82
	<b>4 Speaker Binding Post Jackplate &amp; Terminal Connection</b> <i>White, Ivory or Almond</i>	4		OEIWM8BPG
	<b>Low Voltage Mud Ring, 2 Gang</b>	1		OEMR2
ADDITIONAL ACCESSORIES				
	<b>Equipment Rack</b> <i>19" wide, 71" High</i>	1		VMER1
	<b>HAI Serial Interface Cable</b> <i>To connect your Grand Concerto to HAI Omni</i>	1		HA36A054
	<b>Source Output Adapter</b> <i>Mini Plug Output Adapter to Grand Concerto RCA Input</i>	1		HA95A131

## Whole House Distributed Video

This equipment will enable you to enjoy clear, sharp TV, movie and security camera video signals everywhere in your home. It is compatible with satellite, HDMI, component video, CATV or antenna signal with zero signal strength loss. This equipment also provides the ability to view images from security or baby room cameras from any TV in your home.

### COMPONENTS TO ORDER

		AVG PER SYSTEM	NO. OF ROOMS	TOTAL NEEDED	PART NO.
	<b>1x6 Enhanced Passive Video Splitter/Combiner</b>	1			OQVM1001
	<b>2x2 Enhanced Bi-Directional Video Amplifier Module</b>	1			OQVM7632
	<b>Power Supply, 12 VDC, 18 Watt</b>	1			OQPW7760
	<b>Four-channel Modulator</b>	1			NACTARM4IR
	<b>Satellite Diplexer</b>	1			OQ36421801
	<b>HDMI over CAT 5e/6 Extender</b>	1			SEMVEAH010Q
	<b>HDMI Wallplate</b>	1			SR125
	<b>CL3 HDMI Cable (15')</b>	1			SR944E15

## Lighting & Appliance Control

The possibilities are endless with comprehensive control of lighting and appliances in your home. Based on your living routine you will set up living scenes, such as your “Away” scene which might turn off all lights and appliances when you set the alarm to leave.

Other scenes might light an escape route and turn off the air conditioning fans in an emergency, dim lights during movie time, turn on all pre-selected lights when you come home at night, or any other desired scenario.

You can enable appliances to take care of themselves, like curlers automatically heating each morning, TVs and stereos automatically turning off with your “Goodnight” scene, or the popcorn maker coming to life while you enjoy your home theater.

### COMPONENTS TO ORDER (this category is on 2 pages)

	AVG PER ROOM	NO. OF ROOMS	TOTAL NEEDED	PART NO.
<b>IN-WALL CONTROLLERS – Select All</b>				
 <p><b>UPB Universal Switch Base (900W)</b> <i>One base per keypad</i></p>	3			SAUS240
 <p><b>Single Rocker Faceplates</b> <i>Attaches to the Switch Base (other rocker configurations available – up to 8 buttons!)</i></p>	3			SAZS11
 <p><b>Remote Switch with Single Rocker Keypad</b> <i>For 3-Way Operation</i></p>	1			SAUSR140W
 <p><b>UPB Computer Interface Module (CIM)</b> <i>Program your UPB lights with your computer</i></p>	1 per system			DB9 or USB SAUMC
<b>CONTROLLED MODULES – Select Some Or All</b>				
 <p><b>UPB Plug-in Lamp Module</b> <i>One for each lamp</i></p>	1			SAUML20W




	<b>UPB Plug-in Appliance Module</b> <i>One for each appliance</i>	1			SAUMA20W
	<b>UPB Split Duplex Receptacle</b> <i>Wire-in option</i>	1			SAURD30
	<b>UPB Inline Relay Fixture Module</b> <i>For fixtures without plugs</i>	1			SAUFR30
	<b>UPB Inline Dimmer Fixture Module</b> <i>For dimmable fixtures without plugs</i>	1			SAUFD30
	<b>UPB Phase Coupler</b> <i>For reliable communication</i>	1 per system			SAZPCIB
<b>WIRELESS CONTROLLERS – Recommended Options</b>					
	<b>UPB Wireless Transceiver</b> <i>Receives Wireless Signals</i>	1 per system			WG30097
	<b>Wireless Keychain Remote</b> <i>Sends RF Signals to the Wireless Transceiver</i>	1 per person			LVHCCKR
<b>MORE SWITCHES – Recommended Options</b>					
	<b>Occupancy Sensing Switches</b> <i>(not UPB controlled)</i>	1			LVODS15ID
	<b>Timer Switches</b> <i>(not UPB controlled)</i>	1			LVLTBx1LZ
	<b>Screwless Wallplates</b>	Varies			<b>ONE GANG</b> LV80301 <b>TWO GANG</b> LV80309 <b>THREE GANG</b> LV80311

## Automation & Security Control

This category includes the “brains” of your home to integrate and control your security, heating and air, lighting control and more throughout your automated home. It enables you to create automated scenes that are so convenient, comfortable and energy efficient.

Maintain complete security and awareness throughout your automated home. Everything from security cameras, glass break detectors, indoor and outdoor motion sensors, smoke and carbon monoxide detectors, electronic locks, driveway alerts and more are included for your comfort and safety. You can even monitor and control your home remotely by phone or internet!





### COMPONENTS TO ORDER (this category is on 4 pages)

	AVG PER ROOM	NO. OF ROOMS	TOTAL NEEDED	PART NO.
<b>AUTOMATION CONTROLLER – Select All</b>				
 <b>OmniPro II Controller for Structured Wiring Enclosures</b>	1 per system			HA20A008
<b>Structured Wiring Enclosure</b> <i>42” enclosure with flush mount cover.</i>	1 per system			LV4760542W
<b>PC Access</b>	1 per system			HA1105W
 <b>HAI Lighting Promo Kit</b>  <i>Includes 24 600W UPB Dimmer Switches, 6 Auxiliary Switches, 4 UPB Lamp Modules, 2 Relay Switches, 2 Scene Switches (6-Button), 2 Table Top Scene Switch Cradles, UPB Split Phase Repeater, 2 Scene Switch Remotes and UPB Powerline Interface Module with Cable.</i>	1 per system			HAPROMOLB
<b>Power Supply for Omni Pro II</b>	1 per system			ELKTRG2440
<b>Battery Backup</b>	1 per system			IBSEC1075
<b>Battery Holder, Full Width</b>	1			OQ36426501
<b>INTERFACE OPTIONS – Select One Or All</b>				
 <b>Omni Console</b> <i>At least 1 of these units is required to meet UL requirements.</i>	1 per system			HA33A001
<b>Flush Mount Kit for Omni Console</b>	1			HA33A003

	<b>OmniTouch Color Console</b> <i>Normally one at each entrance and one in Master Bedroom, or use the Surface Mount Console</i>	1			HA53A002
	<b>1-Port PoE Injector</b> <i>Powers the OmniTouch Console</i>	1			HA90A001
	<b>Automation Studio</b> <i>Customize the OmniTouch Console</i>	1 per system			HA1126
	<b>Snap Link Mobile</b> <i>Snap Link for cell phone control</i>	1 per system			HA1120M
<b>CLIMATE CONTROLS – Select One Or All</b>					
	<b>Omnistat 2 Thermostat</b> <i>For 1 Stage Conventional and Heat Pump HVAC Systems</i>  <i>White, Black, Silver</i>	1 per HVAC Unit			HARC1000
	<b>Indoor/Outdoor Temp and Humidity Sensor</b>	1			HA31A008
<b>AUTOMATED &amp; SECURITY SYSTEMS – Select All Or Some</b>					
	<b>Door/Window Sensor</b> <i>Add a set for each door and window</i>	2			GE1075N
	<b>Indoor Motion Sensor</b> <i>Monitor indoor locations for movement</i>	1			GERCRPET
	<b>Glassbreak Sensor</b> <i>Detects glass breaks</i>	1			GE2200
	<b>Outdoor Motion Sensor</b> <i>Monitor outdoor locations for movement</i>	2 per system			GE6187CTX

	<b>Outdoor Beam Detectors</b> <i>Monitor outdoor boundaries</i>	2 per system			SEE960
	<b>Smoke Detector with Relay Output &amp; Battery Backup</b>	1			GE350CX
	<b>Carbon Monoxide detector</b>	2 per system			GE250CO
	<b>Security Siren/Speaker</b>	2 per system			ELK71
	<b>Day/Night Color Camera</b>	1			HA68A022
	<b>Power Distribution Module</b> <i>Distribute power to 9 security devices</i>	1 per system			ELKPD9
	<b>Power Supply</b> <i>12/24VDC</i>	1 per system			ELKP624
	<b>Power Supply</b> <i>16VAC for Cameras, Motion Sensors, etc</i>	1 per system			ELKTRG1640
	<b>Wireless Vehicle Alert System</b> <i>Integrate into your automation system or use as a stand-alone alert system</i>	1 per system			DAWMA3000
<b>ACCESS CONTROL – Recommended Options</b>					
	<b>Proximity Card Reader</b> <i>Integrate into your automation system or use as a stand-alone access control</i>	1			SEPR112SA
	<b>Fingerprint Access Control</b> <i>Integrate into your automation system or use as a stand-alone access control</i>	1			NPBIOREADER
	<b>Exterior Door Electric Lock</b> <i>Remote access to exterior doors</i>	1			SESD994C

**FLOOD CONTROL – Select All**





 <p><b>Water/Moisture Automatic Shut-off Motor</b>  <i>Upon leak detection, water valve is automatically closed (requires valve and sensors).</i></p> <p><i>Available in different sizes</i></p>	1 per system			DQWCACT
 <p><b>Brass Ball Valve</b>  <i>For Water/Moisture Automatic Shut-Off Motor</i></p> <p><i>Available in different sizes</i></p>	1 per system			DQWCVLF
 <p><b>Flood Sensor (Single Probe)</b>  <i>For Water/Moisture Automatic Shut-Off Motor</i></p>	1			DQWH
 <p><b>Low Temperature Sensor</b>  <i>For Water/Moisture Automatic Shut-Off Motor</i></p>	1 per system			DQFH100

## Telephone System

### WITH BUILT-IN INTERCOM

Communication has never been easier than in an automated home. Stylish multi-line phones with wireless handsets and an easy voicemail system are just the beginning. No wall mounted units are necessary when you utilize your phones as easy-to-use intercoms throughout the house and straight to your front door. Visitor or delivery? An attractive door station allows direct communication from anywhere in your home straight to the front door. Or, add an optional door camera.






#### COMPONENTS TO ORDER

	AVG PER SYSTEM	NO. OF ROOMS	TOTAL NEEDED	PART NO.
 <p><b>Mitel 3000 2x8 Phone and Intercom Package</b> <i>Includes 2 Digital Phones</i></p>	1			MT52002411
 <p><b>Mitel 3000 Digital Phone</b> <i>(2 included with MT52002411)</i></p>	4			MTLR582906200
 <p><b>Wireless Phone, Multi-line</b></p>	2			MT6184015
<p><b>Voice Mail Module (2-Port)</b></p>	1			MTLR580706200
 <p><b>Doorbell Fon Kit, Brass Door Station</b> <i>Other colors available</i></p>	1			ACDP38BF

## Stand Alone Intercom System

As an alternative to the phone based and music based intercoms above, here is a simple intercom system that allows you to communicate with your family from anywhere in the house using clean, modern consoles. This intercom solution by On-Q/Legrand provides superior sound, a broadcast system and LED's which show stations in use, muted or being monitored.


### COMPONENTS TO ORDER

	AVG PER SYSTEM	NO. OF ROOMS	TOTAL NEEDED	PART NO.
 <p><b>Selective Call Intercom Kit</b> Includes Intercom Hub, 4 Intercom Room Stations and power supply <i>White or Almond</i></p>	1 per system			OQIC5400
 <p><b>Selective Call Intercom Indoor Room Station</b> (4 included with OQIC5400) Expand into up to 32 rooms <i>White, Almond or Titanium</i></p>	1			OQIC5000
 <p><b>Selective Call Intercom Outdoor Door Station</b> <i>White, Antique Brass, Brushed Stainless, Bronze or Shiny Brass</i></p>	1 per outdoor entrance			OQIC5002
 <p><b>Selective Call Intercom Outdoor Door Station (with Video)</b> <i>White, Antique Brass, Brushed Stainless, Bronze or Shiny Brass</i></p>	1 per outdoor entrance			OQIC5003
 <p><b>Selective Call Intercom Outdoor Patio Station</b> <i>White, Antique Brass, Brushed Stainless, Bronze or Shiny Brass</i></p>	1			OQIC5004

## Automatic Heating & Air Conditioning Climate Control

Keep informed and in control of your environment with automatic and remote monitoring of indoor/outdoor temperatures and humidity. Thermostat usage based on occupancy for increased comfort and energy savings. Leave for the day and your thermostat can automatically adjust the temperature of your home to save energy. Upon your return the thermostat automatically readjusts for your comfort.

### COMPONENTS TO ORDER

	AVG PER SYSTEM	NO. OF ROOMS	TOTAL NEEDED	PART NO.
 <p><b>Omnistat 2 Thermostat</b> For 1 Stage Conventional and Heat Pump HVAC Systems <i>White, Black, Silver</i></p>	1 per HVAC Unit			HARC1000
 <p><b>Indoor/Outdoor Temp and Humidity Sensor</b></p>	1			HA31A008
 <p><b>Remote Indoor Temp Sensor</b></p>	1			HA23A001
 <p><b>Water Temp Sensor</b> For Pool or Spa</p>	1			HA14A008
 <p><b>Zone Controllers, 2 Zone</b></p>	1			RCZC2S
 <p><b>Electric Zone Dampers</b> 6" system, normally open <i>Additional sizes available</i></p>	4			RC6RD
<p><b>24 VAC Power Supply</b></p>	1			ELKTRG2440
<p><b>Multi Port In-line Ventilation System</b> <i>4-Inlets, 290CFM</i></p>	1			NUMP280

## Whole House Vacuum System

Your automated home would not be complete without a fully integrated central vacuum system. The powerful, robust motor allows you to quietly clean five times better than any conventional vacuum, while pulling dust and allergens away from your living environment.

### COMPONENTS TO ORDER

	AVG PER SYSTEM	NO. OF ROOMS	TOTAL NEEDED	PART NO.
 <p><b>Vacuum System Power Unit</b> For homes up to 12,000 square feet (call for different size options)</p>	1			<b>BAGGED</b> LNAV12000  <b>BAGLESS</b> LNAVR12000
 <p><b>Cleaning Tool Set</b> Includes seven of the most popular cleaning tools, plus a carrying caddy</p>	1			LNVMTKD
 <p><b>Inlet Rough-in Kits</b> Includes Inlets and installations components for 3 locations  White or Ivory</p>	2			LNVMP3Kx
 <p><b>Dust Pan Inlet</b>  White, Ivory or Black</p>	1			LNVMS1P
 <p><b>Deluxe Power Brush with Headlight</b></p>	1			LNV458
 <p><b>Powered Hose</b> Deluxe 30' hose</p>	1			LNV510PS
<b>Hose Sock</b>	1			LNV205
<b>Filter Bags</b> For bagged power unit only	1			LNV502
<b>Pipes, 8' sections (8 pack)</b>	3			LNV1018
<b>Control Wire, 18Ga/2Conductor, 100' Roll</b>	1			NU376UL
<b>Misc Pipe Connectors and Stops</b>	1			Call

## Miscellaneous Automation Items

Here are some other typical items to control and automate other areas of your home and property. You can control your pool and spa temperatures and filter motors, automate drapes and windows to open or close according to your preferences, garage doors to alert you if left open, gates to notify you or close automatically, sprinklers that know when it is raining, and more.


### Window & Drapery Control

#### COMPONENTS TO ORDER

	AVG PER SYSTEM	NO. OF ROOMS	TOTAL NEEDED	PART NO.
<b>Motorized Drapery Control</b> <i>Available As Center Pull;                      Left or Right Pull Available By Special Order</i>	1			10' AD1000  20' AD2000
<b>Motorized Hinged Window Motor, AC</b>	1			UC40902M
<b>Wall Switch to Control Window Motor</b>	1			LV56572



### Pool & Spa Control

#### COMPONENTS TO ORDER


	AVG PER SYSTEM	NO. OF ROOMS	TOTAL NEEDED	PART NO.
 <b>Pool and Spa Control</b>	1 per system			MIPSC
<b>X10 Powerline Interface</b> <i>Required for Pool &amp; Spa Control</i>	1 per system			XPPSC05

### Garage Door Control




#### COMPONENTS TO ORDER

	AVG PER SYSTEM	NO. OF ROOMS	TOTAL NEEDED	PART NO.
 <b>4 Channel Receiver for Garage Door/ Gate Control</b>	1 per system			SESK910R4Q <b>OR</b> SSWA6R
 <b>4 Channel Transmitter for Garage Door/Gate Control</b>	1 per person			SESK919TP4JNU <b>OR</b> SSCEREMWA

**Irrigation Control**  
**COMPONENTS TO ORDER**

	AVG PER SYSTEM	NO. OF ROOMS	TOTAL NEEDED	PART NO.
 <b>Irrigation Control Module</b> <i>Controls 8 Zones</i>	1 per system			WG41020
<b>Irrigation Control Expansion Module</b> <i>Controls 8 additional Zones</i>	1 per system			WG41030

**Surge Protection**  
**COMPONENTS TO ORDER**

	AVG PER SYSTEM	NO. OF ROOMS	TOTAL NEEDED	PART NO.
 <b>Whole House Surge Suppressor</b> <i>A/C, Coax, Phone</i>	1 per system			LV511201
 <b>Nine-outlet Surge Suppressor</b>	1			LVS2000PS
 <b>Surge Suppressor Outlet, 15A</b> <i>White</i>	1			LV8280W

## Recommended Installation Tools

Efficiently install your residential systems with professional grade tools necessary to get the job done right. Ensure cables are quickly located, stripped properly, permanently labeled and accurately tested with these specialized tools.

### COMPONENTS TO ORDER

	PART NO.
 <p><b>Rhino 3000 Portable Label Printer</b>  <i>For permanent all-wire labeling</i></p> <p><i>Includes label printer, labels (2 packages), batteries and an AC power adapter, plus a hard carrying case.</i></p>	DY18189
<p><b>Label Tape, 1/2" Poly</b>  <i>Extra labels for Rhino 3000</i></p>	DY1848X
 <p><b>Twisted Pair Installation Kit</b>            Includes Punchdown tool with 110 style blade, EZ-RJ45 Crimp Tool, BTP-6 Coax &amp; Data Cable Cutter, Cat 5 Cable Jacket Stripper, 10 EZ-RJ45 Connectors and a nylon zippered case.</p>	PL90122
 <p><b>Coax Cable Installation Kit</b>            Includes BTP-6 Coax &amp; Data Cable Cutter, SealSmart Compression Crimp Tool, F Connector Assembly/Removal Tool, Universal Coaxial Stripper, 20 F Connectors for RG6 Quad Shield, 10 RCA Compression Connectors for RG59, 4 BNC Compression Connectors for RG59 and a nylon zippered case.</p>	PL90123
 <p><b>Xspot Locator Kit, A/V</b>  <i>Includes 18 Xspot for heavy gauge wire, 4 Xspot-mini for small gauge wire, 7 Xbox wall boxes, 1 Xstrap 12 meter rolls, 1 Locator Tools set (Xtreme Locator and Xcentric) 10 Xbooties bags and Xbucket carry case.</i></p>	XSXPACKAV
<p><b>Xspot Locator Kit, Security</b>  <i>Includes 3 Xspot for heavy gauge wire, 18 Xspot-mini for small gauge wire, 4 Xbox wall boxes, 2 Xstrap 12 meter rolls, 1 Locator Tools set (Xtreme Locator and Xcentric) 10 Xbooties bags and Xbucket carry case.</i></p>	XSXPACKSECURITY




## Energy & Water Saving Systems







This section concentrates on systems and devices that can be used independently or integrated with other home automation systems to promote energy and water savings. Some of these items have appeared in other categories, but are listed here once more with its emphasis on reducing utilities consumption and increasing the number of dollars kept in the wallet.




### Energy Saving Home Automation

The HAI Omni controller is the backbone of the integrated system. Use the controller, smart dimmer switches, and occupancy sensors to turn lights off when a room is unoccupied. Thermostats can be “set back” when no one is home. For example, set the temperature back when the controller is “armed,” and provide heating/cooling only when the controller is “disarmed” (or when in the “stay” mode). Zone controllers and dampers can be used to prevent conditioned air from circulating in unoccupied rooms.

#### COMPONENTS TO ORDER

	AVG PER ROOM	NO. OF ROOMS	TOTAL NEEDED	PART NO.
 <b>OmniPro II Controller for Structured Wiring Enclosures</b>	1 per system			HA20A008
<b>PC Access</b>	1 per system			HA1105W
 <b>HAI Lighting Promo Kit</b>  <i>Includes 24 600W UPB Dimmer Switches, 6 Auxiliary Switches, 4 UPB Lamp Modules, 2 Relay Switches, 2 Scene Switches (6-Button), 2 Table Top Scene Switch Cradles, UPB Split Phase Repeater, 2 Scene Switch Remotes and UPB Powerline Interface Module with Cable.</i>	1 per system			HAPROMOLB
<b>Power Supply for Omni Pro II</b>	1 per system			ELKTRG2440
<b>Battery Backup</b>	1 per system			IBSEC1075
<b>Battery Holder, Full Width</b>	1			OQ36426501
 <b>Omni Console</b> <i>At least 1 of these units is required to meet UL requirements.</i>	1 per system			HA33A001
<b>Flush Mount Kit for Omni Console</b>	1			HA33A003




 <p><b>OmniTouch Color Console</b> Normally one at each entrance and one in Master Bedroom, or use the Surface Mount Console</p>	1			HA53A002
<p><b>1-Port PoE Injector</b> Powers the OmniTouch Console</p>	1			HA90A001
<p><b>Automation Studio</b> Customize the OmniTouch Console</p>	1 per system			HA1126
<p><b>Snap Link Mobile</b> Snap Link for cell phone control</p>	1 per system			HA1120M
<p><b>Structured Wiring Enclosure</b> 42" enclosure with flush mount cover.</p>	1 per system			LV4760542W
 <p><b>Omnistat 2 Thermostat</b> For 1 Stage Conventional and Heat Pump HVAC Systems. Can be used for setback control  Available in White, Black, Silver</p>	1 per HVAC Unit or 1 per zone when used with a zone controller			HARC1000
 <p><b>Z-Wave Thermostat</b> Standard or Heat Pump HVAC Systems. Optional for use with zone controller.  (Can replace the HARC1000.)</p>	1 per HVAC Unit or 1 per zone when used with a zone controller			RCTZ43
 <p><b>Zone Controller</b> For use with dampers and multiple thermostats. Available for 2- and 4-zone systems.</p>	1 zone controller per HVAC			RCZCV2 or 4
 <p><b>Damper</b> 8" diameter, normally open (apply power to close). Available in 6, 8, 10, 12, 14, and 16 inch diameters.</p>	1 per zone			RC8RD
 <p><b>Dimming Switch with Timer Capability</b> Program the switch to turn off after a preset time. Use the HAI controller and motion sensors to smartly turn lights on and off.</p>	3 per room			SAUS1140W

	<b>Indoor Motion Sensor</b> <i>Monitor indoor locations for movement. Can also be used to trigger lighting scenes for smart lighting control.</i>	1			GERCRPET
	<b>Occupancy Sensor Switch</b> <i>Lights automatically turn on when you walk in the room and turn off after you've exited.</i>	1 per room			LVODS10ID
	<b>Timer Switches (not UPB controlled)</b>	1			LVLTBx1LZ

### Energy Saving A/V Devices

Add to your home's automation system, or use as stand-alone energy-saving devices!

#### COMPONENTS TO ORDER

		AVG PER ROOM	NO. OF ROOMS	TOTAL NEEDED	PART NO.
	<b>PC TrickleSaver</b> <i>Reduces the standby energy consumed by a computer.</i>	As required			TS150PC
	<b>PC TrickleSwitch</b> <i>Acts as a switch to shut down accessory USB devices not needed when the computer is on.</i>	As required			TS151PC
	<b>TV TrickleSaver</b> <i>Reduces the standby energy consumed by a TV.</i>	As required			TS170UN

## Energy Saving LED Lights

A new and exciting product line from Home Controls is the debut of LED lighting from manufacturer Light Emitting Designs. Standard, MR-style low voltage, and 4-foot fluorescent-type lamps can now all be replaced with the energy-efficient, reduced heat output, super-long life LED lighting. Recessed can light fixtures, for both new and old construction are also available.





### COMPONENTS TO ORDER

	AVG PER ROOM	NO. OF ROOMS	TOTAL NEEDED	PART NO.
 <p><b>MR-16 Single-LED Narrow Flood Light</b> <i>Soft White or in Daylight</i></p>	As required			LD4200
 <p><b>LED 11W Pageant R30/65BR30/PAR30 Wide 105 Degree Flood</b> <i>Soft White or in Daylight</i></p>	As Required			LD169xR30
 <p><b>LED 8W Pageant R20 Wide 105 Degree Flood</b> <i>Soft White or in Daylight</i></p>	As required			LD171xR20
 <p><b>LED 7W Pageant Medium Base A19</b> <i>Soft White or in Daylight</i></p>	As required			LD101x
 <p><b>LED 3.4W Pageant Candelabra Mount, 160 Degree Beam Angle</b></p>	As required			LD3010

## Water Saving Flood Protection

Sensors are also available that can detect water leaks, and some will not only alert you of a leak, but can actually shut off the water supply preventing costly water damage and wasted water.


### COMPONENTS TO ORDER

	AVG PER ROOM	NO. OF ROOMS	TOTAL NEEDED	PART NO.
 <p><b>Water/Moisture Automatic Shut-off Motor</b>  <i>Upon leak detection, water valve is automatically closed (requires valve and sensors).</i></p> <p><i>Available in different sizes</i></p>	1 per system			DQWCACT
 <p><b>Brass Ball Valve</b>  <i>For Water/Moisture Automatic Shut-Off Motor</i></p> <p><i>Available in different sizes</i></p>	1 per system			DQWCVLF
 <p><b>Flood Sensor (Single Probe)</b>  <i>For Water/Moisture Automatic Shut-Off Motor</i></p>	1 per area of leak detection			DQWH
 <p><b>Low Temperature Sensor</b>  <i>For Water/Moisture Automatic Shut-Off Motor</i></p>	1 per system			DQFH100
 <p><b>Waterbug Water Sensor Kit</b>  <i>Console with surface sensor. Relay output upon leak detection. Requires 12 VDC power, or power from HAI controller.</i></p>	1 per system			WLWB200
 <p><b>Additional Water Sensors</b>  <i>Surface and under carpet sensor are available.</i></p>	1 per area of leak detection			WLM001010

## Water Saving Landscape Irrigation Controls

Sprinkler and irrigation systems are another area where savings can be realized by using, smart, efficient watering products. These products can be controlled remotely via the powerline or by direct hardware or serial connection. Custom watering schedules can easily be set up and modified.





### COMPONENTS TO ORDER

	AVG PER ROOM	NO. OF ROOMS	TOTAL NEEDED	PART NO.
 <p><b>Rain8 UPB Sprinkler Controller</b> Powerline control of your sprinkler system.</p>	1 unit for 8 sprinkler zones			WG41020
<p><b>Rain8 UPB Sprinkler Expansion</b> Add an additional eight zones</p>	As required			WG41030

## Energy Saving Window & Window Covering Controls

Motorized windows, shades, and draperies can play a huge part in maintaining the temperature by venting out hot, stale air and letting fresh air in, and by providing shade from the sun's rays.

### COMPONENTS TO ORDER

	AVG PER ROOM	NO. OF ROOMS	TOTAL NEEDED	PART NO.
 <p><b>Custom Window Roller Shade</b> Wireless, battery-operated, roller shade motor.  Call Home Controls for details</p>	As required			SOLT30
 <p><b>Custom Window Roller Shade</b> Plug-in, hard-wired, roller shade motor.  Call Home Controls for details</p>	As required			SOST30
 <p><b>Drapery Opener Kits</b> Field-configurable drapery kits for tracks up to 18 feet long. Left, right, or center opening. Double track kits, for drapes and sheer, are also available.</p>	As required			MKDRP2
 <p><b>Sentry II Window System</b> For use on bottom-hinged and casement windows or skylights.</p>	As required			TR435100005



**Don't see everything you need?  
Not sure exactly what to order?**

**Call Home Controls at 1-800-266-8765**

*We are here to help **before, during and after** your installation.*



**Home Controls**<sup>®</sup>

Automation Products & Support

---

**Prefer professional installation help?**

*Call the ConnectHome  
national dealer network at  
**1-800-422-4024 x133***



**ConnectHome**<sup>®</sup>  
Residential Automation & Networking

[www.connecthome.com](http://www.connecthome.com)